


MS SERIES THREE-PHASE INDUCTION MOTOR WITH ALUMINIUM HOUSING

Three phase, MS series Aluminium housing motors are acknowledged that having a good fame for quality and reliability, they are suitable for driving machines which do not have special requirement, such as machine tools, pumps, blowers etc.



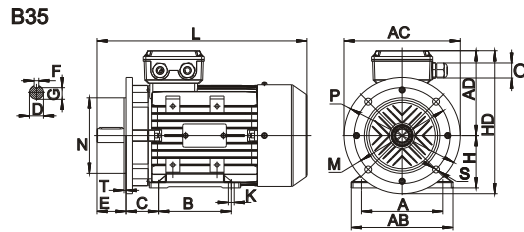
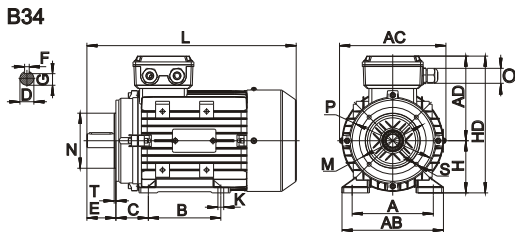
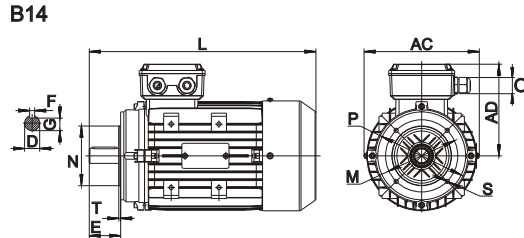
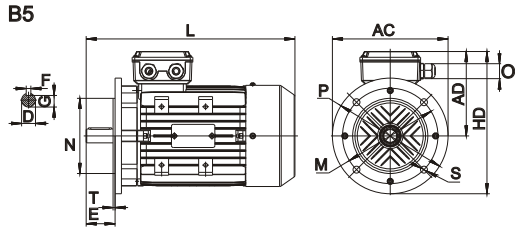
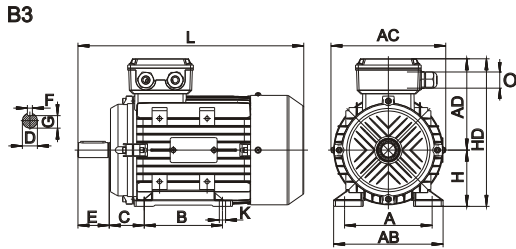
TECHNICAL DAT

TYPE	KW	HP	r/min	230/400V Amp	Ist/In	Eff(%)	Cosφ	Tmax/In	Tmin/In	Tst/In	Noise(dB)	M(kg)
MS 56 1 2	0.09	0.12	2670	0.61/0.35	6.0	57.0	0.65	2.2	1.6	2.4	58	2.8
MS 56 2 2	0.12	0.16	2730	0.70/0.40	6.0	62.0	0.69	2.2	1.6	2.4	58	3.2
MS 63 1 2	0.18	0.25	2710	0.95/0.55	6.0	63.0	0.75	2.2	1.6	2.4	61	4.0
MS 63 2 2	0.25	0.33	2710	1.23/0.71	6.0	65.0	0.78	2.2	1.6	2.4	61	4.4
MS 63 3 2	0.37	0.5	2710	1.82/1.05	6.0	65.0	0.78	2.2	1.6	2.4	62	4.9
MS 71 1 2	0.37	0.5	2730	1.67/0.97	6.0	70.0	0.79	2.2	1.6	2.4	64	5.6
MS 71 2 2	0.55	0.75	2760	2.45/1.42	6.0	71.0	0.79	2.2	1.6	2.4	64	6.1
MS 71 3 2	0.75	1	2730	3.18/1.83	6.0	72.0	0.82	2.2	1.5	2.4	65	7.0
MS 80 1 2	0.75	1	2770	3.06/1.77	6.0	73.0	0.84	2.2	1.5	2.4	67	9.1
MS 80 2 2	1.1	1.5	2770	4.35/2.51	6.0	76.2	0.83	2.2	1.5	2.4	67	10.2
MS 80 3 2	1.5	2	2800	5.87/3.32	6.0	78.5	0.83	2.2	1.5	2.4	70	11.7
MS 90 S 2	1.5	2	2840	5.76/3.28	6.0	78.5	0.84	2.2	1.5	2.4	72	12.0
MS 90 L1 2	2.2	3	2840	8.00/4.61	6.0	81.0	0.85	2.2	1.4	2.4	72	15.0
MS 90 L2 2	3	4	2840	10.56/6.10	6.0	82.6	0.86	2.2	1.4	2.4	74	18.5
MS 100 L1 2	3	4	2840	10.44/6.03	7.0	82.6	0.87	2.2	1.4	2.3	76	22.3
MS 100 L2 2	4	5.5	2850	13.65/7.88	7.5	84.2	0.87	2.2	1.4	2.3	77	25.2
MS 112 M 2	4	5.5	2880	13.65/7.88	7.5	84.2	0.87	2.2	1.4	2.3	77	26.7
MS 112 L 2	5.5	7.5	2880	18.23/10.53	7.5	85.7	0.88	2.2	1.2	2.3	78	30.2
MS 132 S1 2	5.5	7.5	2900	18.23/10.53	7.5	85.7	0.88	2.0	1.2	2.2	80	38.5

TECHNICAL DATA

TYPE	KW	HP	r/min	230/400V Amp	Ist/In	Eff(%)	Cosφ	Tmax/In	Tmin/In	Tst/In	Noise(dB)	M(kg)
MS 132 S2 2	7.5	10	2920	24.49/14.14	7.5	87.0	0.88	2.0	1.2	2.2	80	42.2
MS 132 M1 2	9.2	12.5	2930	29.87/17.25	7.5	88.0	0.89	2.0	1.2	2.2	81	51.4
MS 132 M1 2	10	13.6	2930	32.67/18.87	9.4	89.3	0.86	3.6	2.3	3.7	83	58.0
MS 132 M2 2	11	15	2930	34.57/19.96	7.5	88.4	0.90	2.0	1.2	2.2	83	58.8
MS 160 M1 2	11	15	2940	34.57/19.96	7.5	88.4	0.90	2.0	1.2	2.2	86	75
MS 160 M2 2	15	20	2940	46.09/26.61	7.5	89.4	0.91	2.0	1.2	2.2	86	88
MS 160 L 2	18.5	25	2940	56.47/32.60	7.5	90.0	0.91	2.0	1.1	2.2	86	99
MS 56 1 4	0.06	0.08	1320	0.52/0.30	6.0	48.5	0.59	2.3	1.7	2.4	50	3.0
MS 56 2 4	0.09	0.12	1320	0.74/0.43	6.0	50.0	0.61	2.3	1.7	2.4	50	3.3
MS 63 1 4	0.12	0.17	1350	0.82/0.47	6.0	57.0	0.64	2.2	1.7	2.4	52	3.9
MS 63 2 4	0.18	0.25	1350	1.17/0.68	6.0	59.0	0.65	2.2	1.7	2.4	52	4.3
MS 63 3 4	0.25	0.33	1350	1.58/0.91	6.0	60.0	0.66	2.2	1.7	2.4	54	4.8
MS 71 1 4	0.25	0.33	1350	1.45/0.84	6.0	60.0	0.72	2.2	1.7	2.4	55	5.4
MS 71 2 4	0.37	0.5	1370	1.92/1.11	6.0	65.0	0.74	2.2	1.7	2.4	55	6.2
MS 71 3 4	0.55	0.75	1380	2.78/1.60	6.0	66.0	0.75	2.2	1.7	2.4	57	7.3
MS 80 1 4	0.55	0.75	1370	2.74/1.58	6.0	67.0	0.75	2.2	1.7	2.4	58	9.0
MS 80 2 4	0.75	1	1380	3.34/1.93	6.0	72.0	0.78	2.2	1.6	2.4	58	10.0
MS 80 3 4	1.1	1.5	1390	4.63/2.67	6.0	76.2	0.78	2.2	1.6	2.4	60	12.3
MS 90 S 4	1.1	1.5	1400	4.57/2.64	6.0	76.2	0.79	2.2	1.6	2.4	61	12.1
MS 90 L1 4	1.5	2	1400	5.97/3.45	6.0	78.5	0.80	2.2	1.6	2.4	61	14.6
MS 90 L2 4	2.2	3	1400	8.45/4.90	7.0	81.0	0.80	2.2	1.5	2.4	63	18.3
MS 100 L1 4	2.2	3	1420	8.38/4.84	7.0	81.0	0.81	2.2	1.5	2.3	64	21.0
MS 100 L2 4	3	4	1420	11.21/6.47	7.0	82.6	0.81	2.2	1.5	2.3	64	24.7
MS 100 L3 4	4	5.5	1430	14.18/8.36	7.0	84.2	0.82	2.2	1.5	2.3	65	29.0
MS 112 M 4	4	5.5	1430	14.31/8.26	7.0	84.2	0.83	2.2	1.5	2.2	65	30.5
MS 112 L 4	5.5	7.5	1440	19.33/11.16	7.0	85.7	0.83	2.2	1.4	2.2	68	34.8
MS 132 S 4	5.5	7.5	1450	19.10/11.03	7.0	85.7	0.84	2.2	1.4	2.2	71	40.4
MS 132 M1 4	7.5	10	1450	25.35/14.64	7.0	87.0	0.85	2.2	1.4	2.2	71	49.6
MS 132 M2 4	9.2	12.5	1460	30.92/17.85	7.5	87.5	0.85	2.2	1.4	2.2	74	56.5
MS 132 L1 4	10	13.6	1460	33.42/19.3	7.5	88.0	0.85	2.2	1.4	2.2	74	58.5
MS 132 L2 4	11	15	1460	36.17/20.88	7.5	88.4	0.86	2.2	1.4	2.2	74	64.0
MS 160 M 4	11	15	1460	35.76/20.64	7.0	88.4	0.87	2.2	1.4	2.2	75	78.0
MS 160 L 4	15	20	1460	48.76/28.15	7.5	88.4	0.87	2.2	1.4	2.2	75	98.0
MS 71 1 6	0.18	0.25	880	1.22/0.70	4.0	56.0	0.66	1.6	1.5	1.7	52	6.0
MS 71 2 6	0.25	0.35	900	1.51/0.87	4.0	59.0	0.70	2.1	1.5	2.2	52	6.5
MS 71 3 6	0.37	0.5	890	2.20/1.27	4.0	61.0	0.69	2.0	1.5	2.1	54	7.2
MS 80 1 6	0.37	0.5	900	2.13/1.23	4.0	62.0	0.70	1.9	1.5	1.9	56	8.2
MS 80 2 6	0.55	0.75	900	2.85/1.65	4.0	67.0	0.72	2.0	1.5	2.3	56	9.9
MS 80 3 6	0.75	1	900	3.83/2.21	4.0	68.0	0.72	2.0	1.5	2.3	58	11.3
MS 90 S 6	0.75	1	920	3.77/2.18	5.5	69.0	0.72	2.2	1.5	2.2	59	11.7
MS 90 L 6	1.1	1.5	925	5.23/3.02	5.5	72.0	0.73	2.2	1.3	2.2	59	15.1
MS 100 L 6	1.5	2	945	6.67/3.85	6.0	74.0	0.76	2.2	1.3	2.2	61	19.1
MS 112 M 6	2.2	3	955	9.28/5.36	6.0	78.0	0.76	2.2	1.3	2.2	64	25.4
MS 132 S 6	3	4	960	12.49/7.21	6.5	79.0	0.76	2.0	1.3	2.0	64	36.1
MS 132 M1 6	4	5.5	960	16.35/9.44	6.5	80.5	0.76	2.0	1.3	2.0	68	45.0
MS 132 M2 6	5.5	7.5	960	21.51/12.42	6.5	83.0	0.77	2.0	1.3	2.0	68	55.5
MS 71 1 8	0.09	0.12	680	0.84/0.48	3.0	48.0	0.56	1.5	1.3	1.7	50	6.0
MS 71 2 8	0.12	0.16	690	1.00/0.58	2.7	51.0	0.59	1.6	1.3	1.7	50	6.8
MS 80 1 8	0.18	0.25	680	1.45/0.84	2.8	51.0	0.61	1.5	1.3	1.7	52	9.9
MS 80 2 8	0.25	0.33	680	1.83/1.06	2.7	56.0	0.61	1.6	1.3	2.0	52	10.9
MS 90 S 8	0.37	0.5	680	2.33/1.35	2.8	63.0	0.63	1.6	1.3	1.8	56	14.8
MS 90 L 8	0.55	0.75	680	3.21/1.85	3.0	66.0	0.65	1.6	1.3	1.8	56	17.2
MS 100 L1 8	0.75	1	710	4.24/2.45	3.5	66.0	0.67	1.7	1.3	2.1	59	17.5
MS 100 L2 8	1.1	1.5	710	5.54/3.20	3.5	72.0	0.69	1.7	1.2	2.1	59	19.7
MS 112 M 8	1.5	2	710	7.45/4.30	4.2	74.0	0.68	1.8	1.2	2.1	61	25.6
MS 132 S 8	2.2	3	720	10.33/5.96	5.5	75.0	0.71	2.0	1.2	2.0	64	35.5
MS 132 M 8	3	4	720	13.34/7.70	5.5	77.0	0.73	2.0	1.2	2.0	64	45.0

MS SERIES THREE-PHASE INDUCTION MOTOR WITH ALUMINIUM HOUSING



INSTALLATION SIZE AND OVERALL DIMENSION

in mm

Frame No	Installation Size										Installation Size For B14						Installation Size For B5						Overall Dimension				
	A	B	C	D	E	F	G	H	K	O	M	N	P	R	S	T	M	N	P	R	S	T	AB	AC	AD	HD	L
56	90	71	36	9	20	3	7.2	56	5.8	1-M16X1.5	65	50	80	0	M5	2.5	98	80	120	0	7	3.0	112	115	104	160	198
63	100	80	40	11	23	4	8.5	63	7	1-M16X1.5	75	60	90	0	M5	2.5	115	95	140	0	10	3.0	120	127	110	173	225
71	112	90	45	14	30	5	11	71	7	1-M20X1.5	85	70	105	0	M6	2.5	130	110	160	0	10	3.5	135	145	119	190	255
80	125	100	50	19	40	6	15.5	80	10	1-M20X1.5	100	80	120	0	M6	3.0	165	130	200	0	12	3.5	155	165	138	218	295
90S	140	100	56	24	50	8	20	90	10	1-M20X1.5	115	95	140	0	M8	3.0	165	130	200	0	12	3.5	175	180	145	235	331
90L	140	125	56	24	50	8	20	90	10	1-M20X1.5	115	95	140	0	M8	3.0	165	130	200	0	12	3.5	175	180	145	235	361
100L	160	140	63	28	60	8	24	100	12	1-M20X1.5	130	110	160	0	M8	3.5	215	180	250	0	15	4.0	200	200	155	255	392
112M	190	140	70	28	60	8	24	112	12	2-M25X1.5	130	110	160	0	M8	3.5	215	180	250	0	15	4.0	230	222	171	283	406
132S	216	140	89	38	80	10	33	132	12	2-M25X1.5	165	130	200	0	M10	4.0	265	230	300	0	15	4.0	260	260	191	323	473
132M	216	178	89	38	80	10	33	132	12	2-M25X1.5	165	130	200	0	M10	4.0	265	230	300	0	15	4.0	260	260	191	323	505

B5R
4 Holes at 45°

TYPE	P	N	M	S	T
56	NO DISPONIBLE				
63	NO DISPONIBLE				
71	140	95	115	10	3.0
80	160	110	130	12	3.5
90	160	110	130	12	3.5
100	200	130	165	15	3.5
112	200	130	165	15	3.5
132	250	180	215	15	4.0

B14G
4 Holes at 45°

TYPE	P	N	M	S	T
56	NO DISPONIBLE				
63	120	80	100	M6	2.5
71	140	95	115	M8	3.0
80	160	110	130	M8	3.5
90	160	110	130	M8	3.5
100	200	130	165	M10	3.5
112	200	130	165	M10	3.5
132	250	180	215	M12	4.0